



Displacement and Returns Update

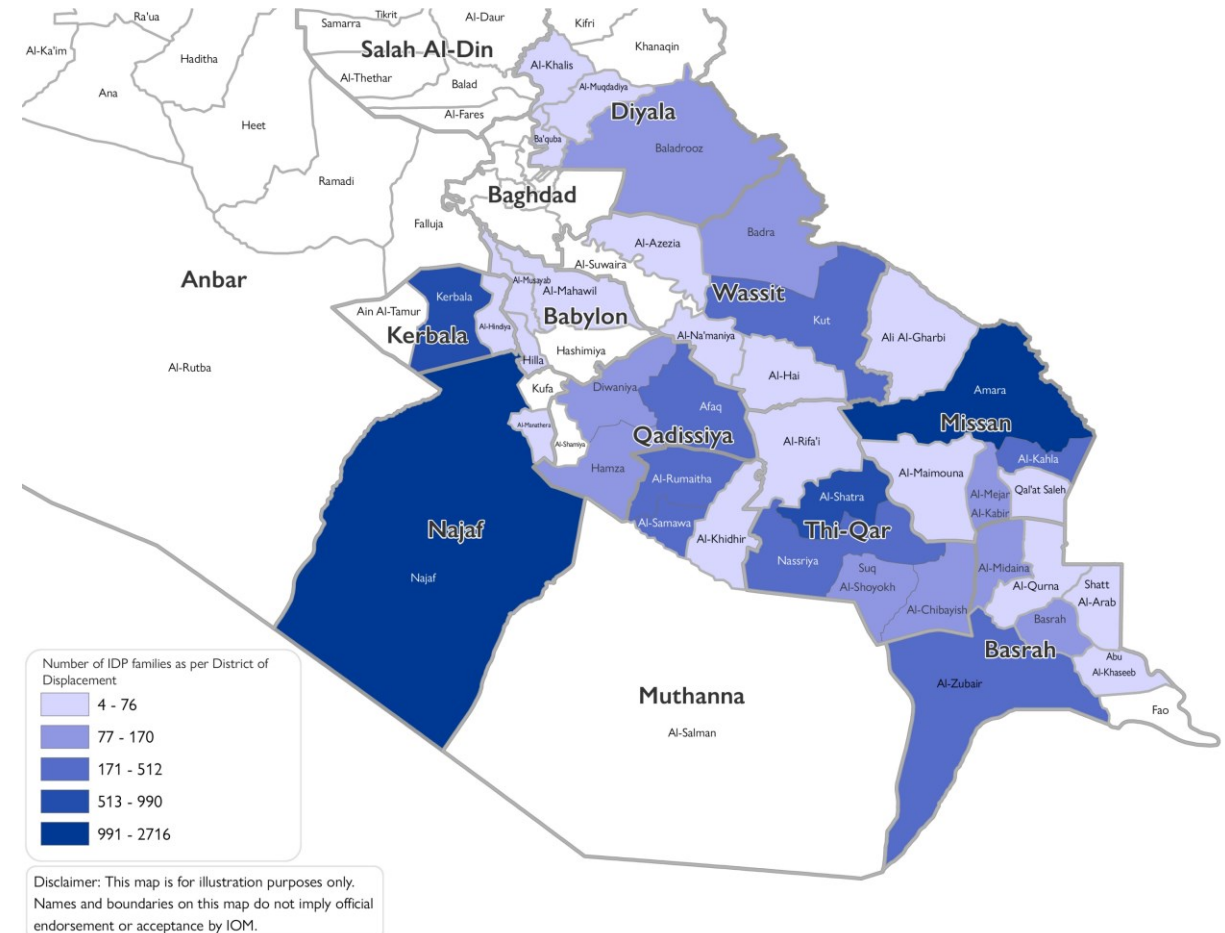
Returns Working Group, 20 December 2022

Climate-induced displacement in central and southern Iraq

Climate Emergency Tracking – Key Figures (Dec 2022)

- Methodology
 - 10 governorates in Central and Southern Iraq
 - 320 locations assessed, including 68 new locations
- 11,445 families displaced by drought
- Key districts of origin
 - Al-Shatra, Thi-Qar
 - Qal'at Saleh, Missan
 - Afaq, Qadissiya
 - Nassriya, Thi-Qar
- Key districts of displacement
 - Najaf district, Najaf
 - Amara, Missan
 - Al-Shatra, Thi-Qar
- Intradistrict displacement – 38%
- Intragovernorate displacement – 68%

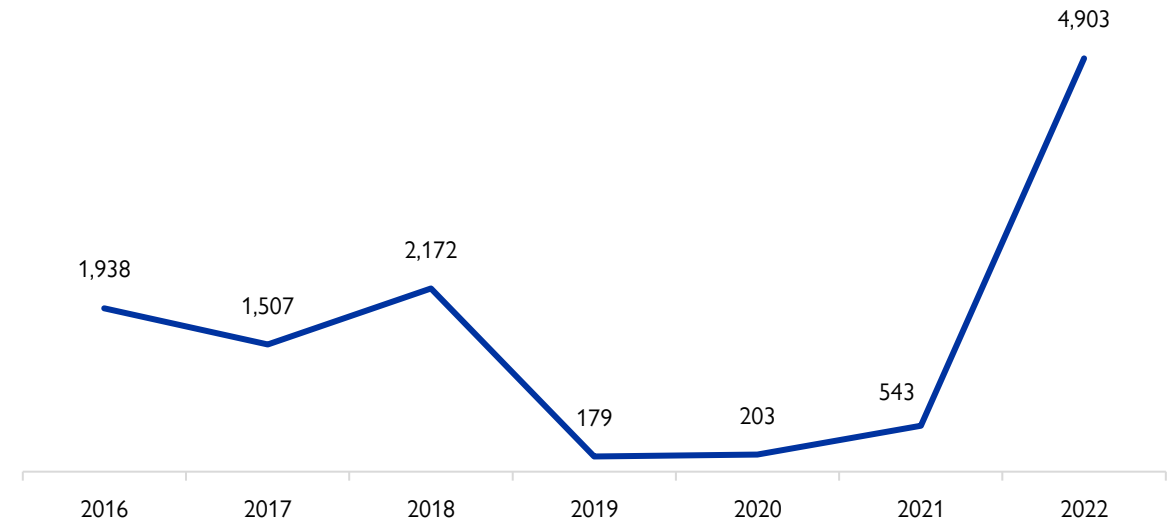
Map: Districts hosting families affected by climate-induced displacement



Climate Emergency Tracking – Trends and Recent Updates

- Year of displacement (2016-2022)
 - 2022 – 43%
- Shelter
 - Displacement to urban settings - 77%
 - 92% in private housing
 - Critical shelters: Afaq, Al-Midaina, Diwaniya
- Displacement of returnees
 - Only 1% of caseload
 - Ba'quba → Al-Khalis → Al-Khalis and Ba'quba
- Notes from the field
 - Dependence on agriculture, animal husbandry and fishing as sources of livelihoods
 - Lack of support from government
 - Precipitating events: Drought, low water levels in marshes and breakdown of water infrastructure
 - Coping strategies: Water trucking, digging wells, displacement
 - In search of jobs in nearby cities
 - In Qadisiya, causing tension and fights

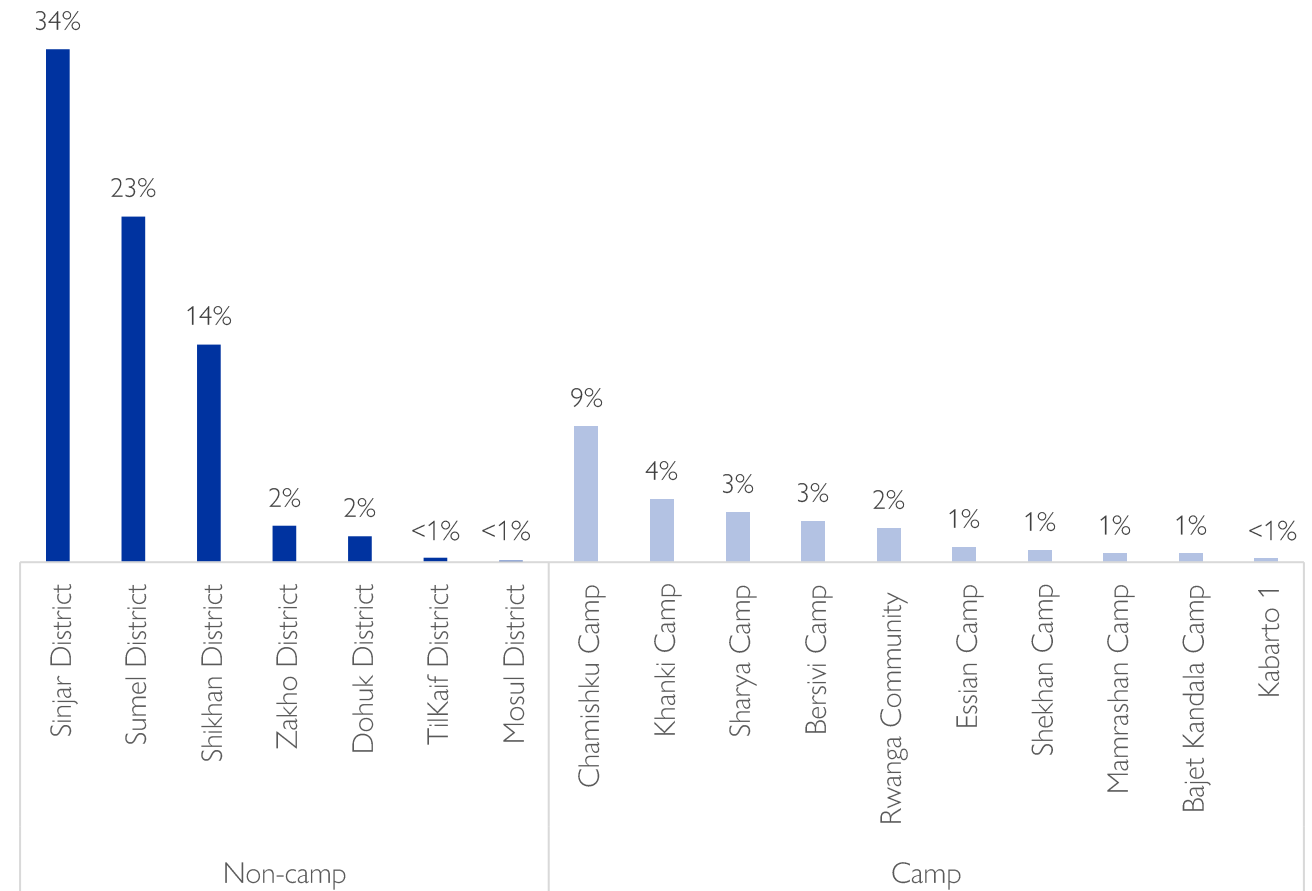
Year of Displacement (2016-2022), as of Dec. 2022



Monitoring of Yazidi Departures

Cross-Border Monitoring of Yazidi Departures (Aug – Dec 2022)

- 4,249 Yazidi individuals recorded crossing Ibrahim Al-Khalil from 24 August to 17 December 2022
- **Departure point:**
 - 75% leaving non-camp locations
 - 25% leaving from camps
- **Destinations:**
 - Greece (45%), Germany (32%), Türkiye (12%), Netherlands (11%)
- **Reasons for migrating:**
 - Lack of job opportunities
 - Difficult living conditions
 - Protracted displacement
 - For those in camps, poor shelter conditions
- **Deportations:**
 - September: 197
 - October: 42
 - November: 39



Flows of Yazidi Individuals (Aug – Dec 2022)

Demographic information

- Sex
 - 60% male
 - 40% female
- Age
 - 70% aged 18 and over
 - 30% aged 17 and under
- Sex and age disaggregation
 - Larger share of female travellers are under 18 than male travellers
 - 37% female vs. 25% male
- Vulnerable groups
 - Pregnant people and people with disabilities observed (72)

